



**VOOKS**

**BUILD A READING ROUTINE WITH VOOKS**

# Back to School Activities and Resources

Printable resources  
from Vooks to help  
you and your  
students start out  
the new school year!

Storybooks Brought to Life™ | [vooks.com](https://vooks.com)

Excellent



★ Trustpilot

# We Support Teachers

Welcome back to school! The first day of school has always been one of my all time favorite days of teaching. The children were (almost all) happy to be back and ready to learn (again almost all). I had spent countless hours getting ready too: planning the lessons, making sure they were aligned with correct objectives, making them fun and engaging, spending time at the copy machine; getting the room ready, making sure the children felt safe and welcomed. But this year is a bit different. You were tired when you started and the children coming back have different needs that you must attend to this year. It is the teacher's responsibility not only to teach, but to foster a sense of belonging, create a culture of learning, build strong relationships, and focus on routines. We know we can't go back to doing things the way we did them before. We must do better! Teaching is more important than ever. Teaching will be different this year. Teaching will be harder this year.

The whole team at Vooks is here for you to help in as many ways as we can. As Education Director at Vooks, I am committed to developing resources and activities to support you in the classroom. I hope that this Back to School activity packet will help you encourage your children and welcome them back to your classroom where they feel safe, respected, and loved. Education is the promise to the future and you are the promise to education and the children. Thank you for all that you do. You are my heroes!



**Patricia Duncan**  
Vooks Education Director

## Table of Contents

### About Vooks

**3**

### Back to School with Vooks

**5**

### Reading Routine Resources

**7**

### Classroom Setup Resources

**18**

### Larger Scale Printables

**44**

# What Teachers are Saying

Join over **1 million educators** in **95% of US elementary schools** who are using Vooks to engage children in reading.

**94%**

of teachers say  
Vooks gets their  
students excited  
about reading.

**77%**

of teachers say  
Vooks helps students  
comprehend stories  
even better than  
physical books.

**81%**

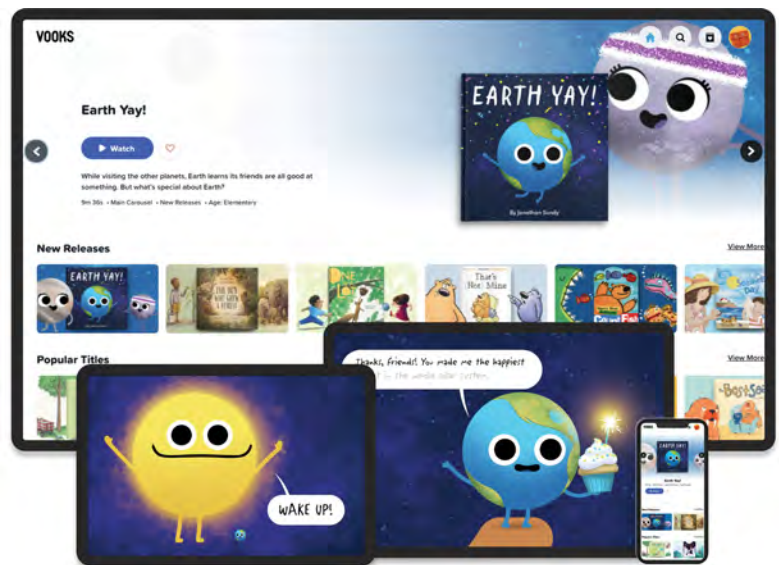
of teachers say  
Vooks is necessary  
to have in their  
classroom.

## About the Platform

Vooks is a whole new way to read and learn. Vooks is part of a balanced approach to literacy with read aloud animated storybooks that help support development and create engagement with students.

### Highlights

- New titles added weekly
- No ads
- Storybook paired activities and resources




### Ask about bulk pricing for your class or school!

We love educators so much we've put together subscription packages that covers your whole class. Head to [vooks.com/educators](https://vooks.com/educators) to learn more.

# Printable Resources for Educators

Vooks Activities and Resources help educators and parents extend the learning beyond each storybook. Each one provides themes, summaries, talking points, discussion topics, vocabulary, and activity ideas.

Find our resources here or head to [vooks.com/resources](https://vooks.com/resources)




**“Vooks is a wonderful resource. The videos are beautiful and the books are thoughtful, imaginative, and inviting for students to watch and discuss.”**

—Katie, United States



## What you'll find in our resources



### Summary Sheet, Book Info, Vocabulary, and Activity Ideas

Intended to help you plan and determine where the storybook best fits in your curriculum. We've included vocabulary suggestions that will aid in comprehension.



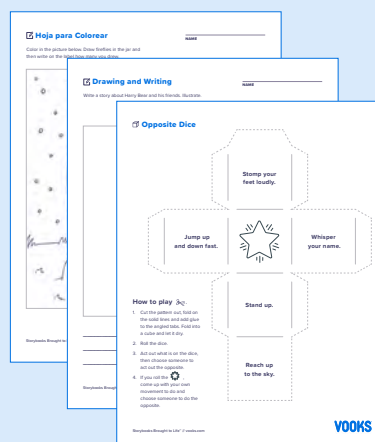
### Book Chat

Intended to go home with students to discuss the story and write their answers with a guardian to promote family engagement. Generally the child will retell the story to the guardian. We also encourage rereading the story together.



### Vooks Pause & Ponder


Pause at the indicated time stamps. Different types of questions are used strategically to help support comprehension and oral language development as well as make connections and relate to the story.



### Printable Activities

2–4 unique activities such as coloring sheets, vocabulary and word study activities, writing prompts, matching, and crafts.





# Back to School with Vooks

**Build a reading  
routine with  
Vooks titles.**




# Build a Reading Routine


We want to help you get the school year started. We've put together a classroom kit that includes classroom resources and a routine activity pack to help you welcome students back, foster a sense of belonging, create a culture of learning and build strong relationships while focusing on routines, building literacy skills, and learning to love reading.

We'll make suggestions for activity pairings, but we hope you will use this packet in a way that best benefits the students in your classroom.

Scan or go to [vooks.com](https://vooks.com) to view our titles.



Theme	Activity	Suggested Vooks Titles
<b>Getting to Know the Class</b>	Name Tags	<ul style="list-style-type: none"> <li>• <i>Our Class is a Family</i></li> <li>• <i>Let's be Friends</i></li> <li>• <i>Slumberkins: Honey Bear</i></li> </ul>
<b>Sharing About Yourself</b>	Anchor Chart	<ul style="list-style-type: none"> <li>• <i>Everyone is Someone</i></li> <li>• <i>Can U Save the Day?</i></li> <li>• <i>Slumberkins: Unicorn</i></li> </ul>
<b>Making Friends</b>	Getting to Know Each Other Dice	<ul style="list-style-type: none"> <li>• <i>Little Sock Makes a Friend</i></li> <li>• <i>Dream Big</i></li> <li>• <i>Slumberkins: Bigfoot</i></li> </ul>
<b>Exploring the Classroom</b>	Scavenger Hunt	<ul style="list-style-type: none"> <li>• <i>Little Sock</i></li> <li>• <i>Mae the Mayfly</i></li> <li>• <i>Slumberkins: Hammerhead</i></li> </ul>
<b>Weekly Routine</b>	Create a Routine Sheet	<ul style="list-style-type: none"> <li>• <i>Be Big! Beatrice's First Day of First Grade</i></li> <li>• <i>I Dig Bathtime</i></li> <li>• <i>Slumberkins: Fox</i></li> </ul>
<b>Know your Feelings</b>	Feelings Wheel	<ul style="list-style-type: none"> <li>• <i>Spork</i></li> <li>• <i>The Day Punctuation Came to Town</i></li> <li>• <i>Slumberkins: Creatures Full of Feelings</i></li> </ul>
<b>Facing Fears</b>	Face Your Fears Ladder	<ul style="list-style-type: none"> <li>• <i>I Am (Not) Scared</i></li> <li>• <i>Where are You?</i></li> <li>• <i>Slumberkins: Alpaca</i></li> </ul>
<b>Setting Goals</b>	My Goal Sheet	<ul style="list-style-type: none"> <li>• <i>Ronnie and His Grit</i></li> <li>• <i>Party Nazari's Fantastic Future!</i></li> <li>• <i>Slumberkins: The Feels</i></li> </ul>
<b>Vocab Routine</b>	Vocab Card Template	All of our Vooks titles have rich vocabulary to help expand comprehension



# Reading Routine Resources

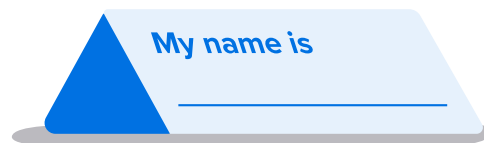
**Activities  
to get the  
year started!**



# Nameplates

## Instructions

1. Write your name on the lines with Iz and Norb.
2. Cut along the dashed lines on the outer edge.
3. Fold along the dotted lines.
4. Glue or tape the smallest tab to this instruction tab to form a pyramid.
5. Display your name tag on your desk!



Storybooks Brought to Life © I Vooks.com



MY NAME IS

MY NAME IS





# About Me

In the spaces below, write or draw to share about yourself.

**My Name:**

**My Age:**

**This is what I look like:**

**I live with my...**

**My favorite book is...**

**My favorite food is...**

**Some special things about me are...**

# About Me

Here's what Norb's about me chart looks like!

My Name

NORB

My Age

5

This is what I look like



I live with my

MOM  
DAD

Favorite Book

WHERE  
ARE YOU?

Favorite Food

COOKIES

Some special things about me are

MY BEST FRIEND IS IZ.  
MY DAD IS A PILOT.  
I KNOW HOW TO KNIT.



# Making Friends

Asking questions can help us get to know one another. Follow the steps below to make your dice, then play!




## How to play ✂





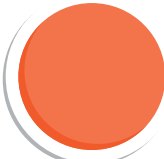


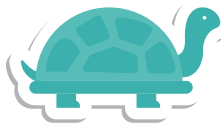
1. Cut the pattern out, fold on the solid lines and add glue to the angled tabs. Fold into a cube and let it dry.
2. Roll the dice.
3. Share your answer to the prompt that is face up.



# Scavenger Hunt

Let's take a look around the room and see what we can find.  
Your teacher will help you fill in the blanks for the last six spots  
in the chart with items to find in your class.



<p>Find a</p>  <p><b>CRAYON</b></p>	<p>Find a</p>  <p><b>BOOK</b></p>	<p>Find a</p>  <p><b>PENCIL</b></p>	<p>Find a</p>  <p><b>COMPUTER</b></p>
<p>Find a</p>  <p><b>BALL</b></p>	<p>Find a</p>  <p><b>RECYCLING</b></p>	<p>Find a</p>  <p><b>TABLET</b></p>	<p>Find a</p>  <p><b>CLASS PET</b></p>
<p>Find a</p> <hr/>		<p>Find a</p> <hr/>	
<p>Find a</p> <hr/>		<p>Find a</p> <hr/>	
<p>Find a</p> <hr/>		<p>Find a</p> <hr/>	



# Weekly Routine

NAME \_\_\_\_\_



Monday	Tuesday	Wednesday	Thursday	Friday

# Daily Routine

Today is



Activity



Activity



Activity



Activity



Activity



Activity



Activity

# Feelings Wheel

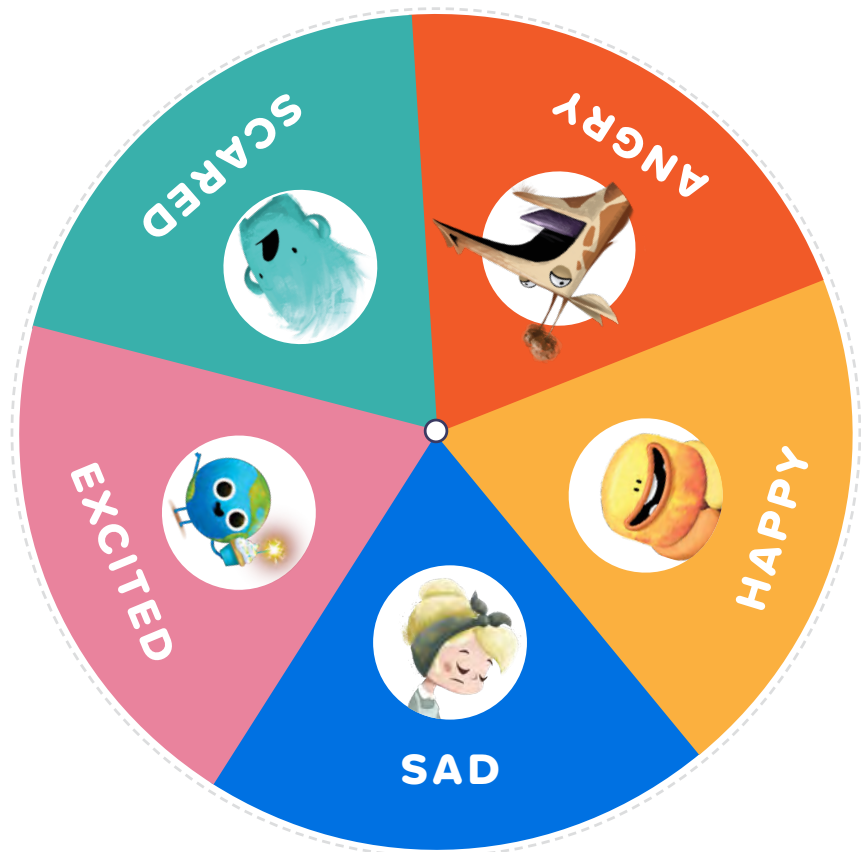

Sometimes it's hard to say how we are feeling. Use your feelings wheel to help express your emotions to others.

## Materials

- Scissors
- Brad fastener

## Instructions

1. Cut out both circles shown to the right.
2. Punch a hole in the center of each.
3. Push a brad through the holes securing each circle together.
4. Spin to show how you are feeling today.



# Facing My Fears Ladder

It's OK to be afraid. Sometimes we all are, but we can work to overcome our fears. In the spaces below write one thing you are afraid of and three ways you can overcome it.

I can overcome my fear by...



I can overcome my fear by...



I can overcome my fear by...



**START HERE!**

I'm afraid of...





# Goal Sheet

Football player and coach Ronnie Lott set goals and used his grit to help him achieve them. Write three of your goals for the year in the spaces below and then draw yourself achieving one!



1

2

3




Draw yourself achieving one of your goals.

# Vocab Card Template

Write your vocab words in the left column and their definitions on the right. Cut the cards out on the dashed line and then fold them on the dotted line.

[illegible]




# Classroom Resources

**Resources for  
all around the  
classroom!**



# DAILY CALENDAR



My name is:

Today is:

DAY

MONTH

DATE

YEAR

Yesterday  
was:

Tomorrow  
will be:

Weather

Season

I feel...

I'm excited to...

My quote for  
the day is:



# Daily Calendar Cutouts

MONDAY	1	2			
TUESDAY	1	2	EXCITED	SAD	SCARED
WEDNESDAY	3	4			
THURSDAY	5	6	HAPPY	ANGRY	SUMMER
FRIDAY	7	8			
SATURDAY	9	0	WINTER	FALL	SPRING
SUNDAY	2021				
JANUARY	2022		RAINY	SUNNY	SNOWY
FEBRUARY	2023				
MARCH	2024		READ	PLAY	CLOUDY
APRIL					PARTLY CLOUDY
MAY			STORMY		
JUNE			USE TECH	WRITE	
JULY			PLAY MUSIC		DRAW
AUGUST				WATCH VOOKS	
SEPTEMBER			<p>"Bruises and gooses can't stop you from living the life that you choose, Iz!"</p>		
OCTOBER			<p>"It's never too late to call up your grit, your own tiny voice that rumbles, 'don't quit!'"</p>		
NOVEMBER			<p>"Keep dreaming, keep practicing, and keep supporting each other!"</p>		
DECEMBER			<p>"Love will conquer fear!"</p>		


# Welcome Banner

Print these templates on the colored paper  
of your choosing!




# Welcome Banner

Print these templates on the colored paper  
of your choosing!




# Welcome Banner

Print these templates on the colored paper  
of your choosing!




# Welcome Banner

Print these templates on the colored paper  
of your choosing!




# Welcome Banner

Print these templates on the colored paper  
of your choosing!




# Welcome Banner

Print these templates on the colored paper  
of your choosing!



# Welcome Banner

Print these templates on the colored paper  
of your choosing!






# Character Cutouts




## Character Cutouts



FRIENDSHIP

## Character Cutouts



**GRIT**


## Character Cutouts




**READ!**



# Character Cutouts



## Character Cutouts



**LET'S  
LEARN!**



**You are  
extra  
special!**

**THIS AWARD GOES  
TO**

---

**FOR**

---



**Congratulations,  
you earned it!**






# TEACHER'S DESK




# BOOK SHELF



# RECESS EQUIPMENT



# COMPUTERS





## PAPER




## BATHROOM



## TRASH





## RECYCLING






## PENCILS



## CRAYONS




## MARKERS



## HAND SANITIZER



**‘Cause bruises &  
gooses can’t stop  
you from living  
the life that you  
choose, Iz!**



**VOOKS**

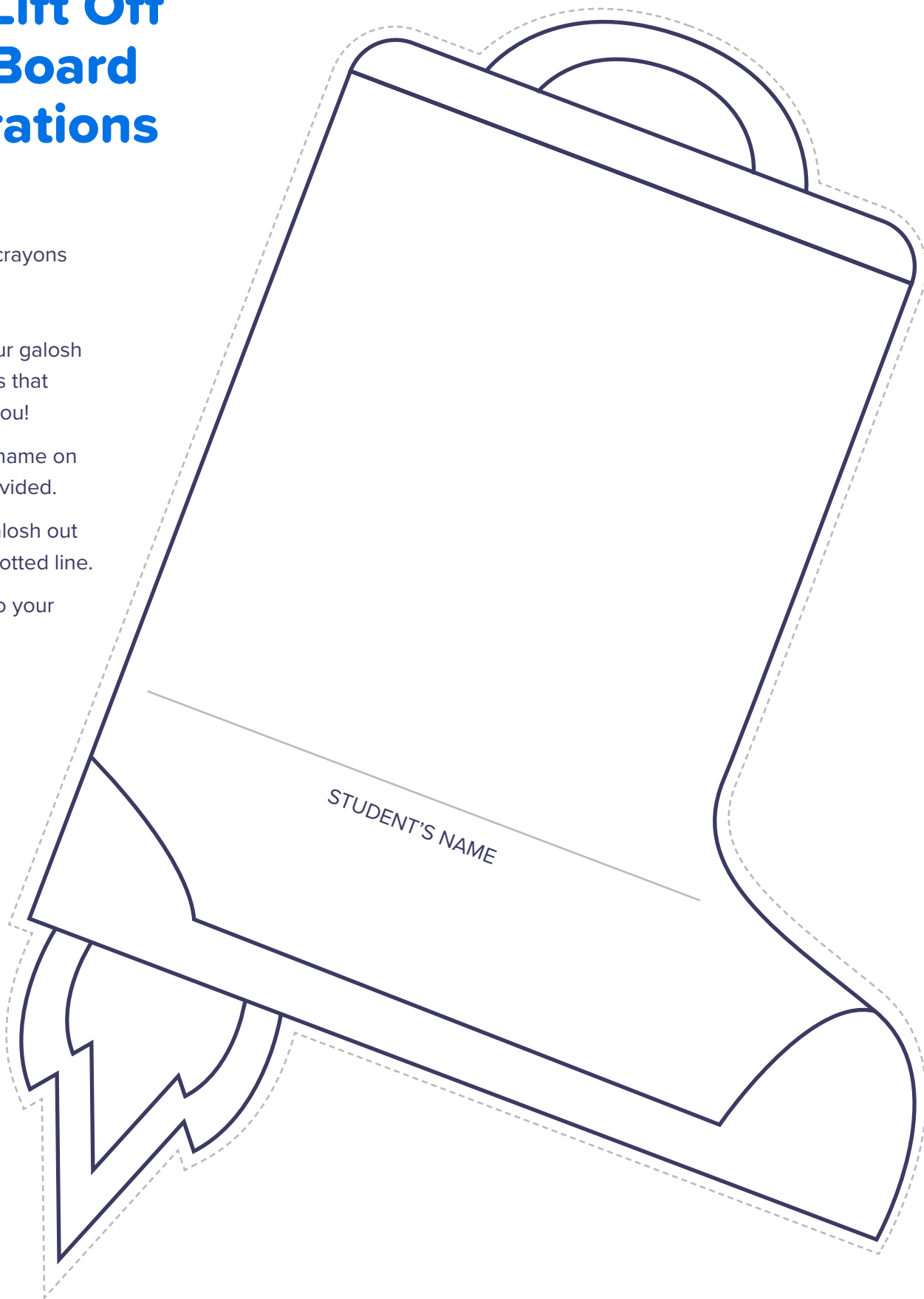
# Let's Lift Off Cork Board Decorations

## Materials

- Scissors
- Markers or crayons

## Instructions

1. Color in your galosh using colors that represent you!
2. Write your name on the line provided.
3. Cut your galosh out along the dotted line.
4. Hand it in to your teacher!



## Let's Lift Off Cork Board Decorations

Have your students create their own rocket galoshes using the template on the previous page. Put them together with Iz on your bulletin board to celebrate the class lifting off into a new year!



# Let's Lift Off Together!



# Thank you teachers!

Be sure to check  
***Vooks.com*** for  
new titles,  
activities, and  
resources!






# Larger Scale Printables

**We've provided the  
following pages  
scaled to 11"x17"  
for larger format  
printing, if desired!**





**‘Cause bruises &  
gooses can’t stop  
you from living  
the life that you  
choose, Iz!**





You are  
extra  
special!



# OUR CLASS CALENDAR



Today is:

DAY

MONTH

DATE

YEAR

Yesterday  
was:

Tomorrow  
will be:

Weather

Season

We feel...

We're excited to...

Our quote for  
the day is:

The Vooks  
title we'll be  
watching is:

# CALENDAR CUTOUTS



MONDAY
TUESDAY
WEDNESDAY
THURSDAY
FRIDAY
SATURDAY
SUNDAY
JANUARY
FEBRUARY
MARCH
APRIL
MAY
JUNE
JULY
AUGUST
SEPTEMBER
OCTOBER
NOVEMBER
DECEMBER

1	2
1	2
3	4
5	6
7	8
9	0
2021	
2022	
2023	
2024	

		
EXCITED	SAD	SCARED
		
HAPPY	ANGRY	SUMMER
		
WINTER	FALL	SPRING
		
RAINY	SUNNY	SNOWY
		
CLOUDY	PARTLY CLOUDY	STORMY
		
PLAY MUSIC	DRAW	WATCH VOOKS

“Bruises and geoses can’t stop you from living the life that you choose, Iz!”
“It’s never too late to call up your grit, your own tiny voice that rumbles, ‘don’t quit!’”
“Keep dreaming, keep practicing, and keep supporting each other!”
“Love will conquer fear!”