

Little Girl Big Dream: The Story of Olympian Samantha Peszek



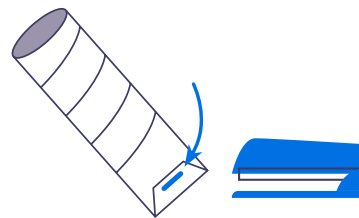
Olympic Torch

Materials

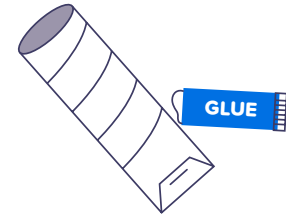
- Stapler
- Glue Stick
- Tissue Paper (red, yellow, orange)
- Aluminum Foil
- Paper Towel Roll

Directions

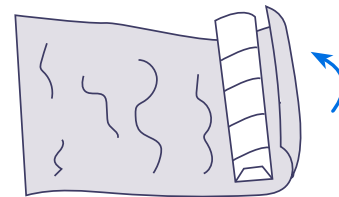
1. Fold the bottom of the paper towel roll up about an inch or two and staple into place.
2. Use the glue stick to cover the entire paper towel roll in glue.
3. Cover the paper towel roll in aluminum foil. Then, push any extra foil into the top of the paper towel roll.
Tip: Be gentle so you don't rip the foil or get covered in glue.
4. Layout tissue paper. First yellow, then orange, then red.
5. Gather and twist.
6. Place the tissue paper inside the paper towel roll.



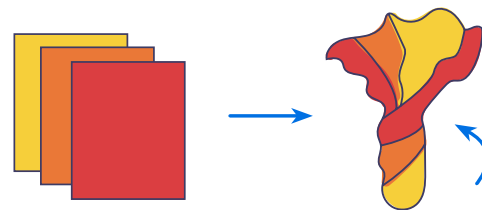
STEP 1




STEP 2



STEP 3



STEP 4 & 5



STEP 6